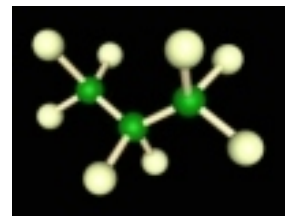


GAS FITTER BASICS

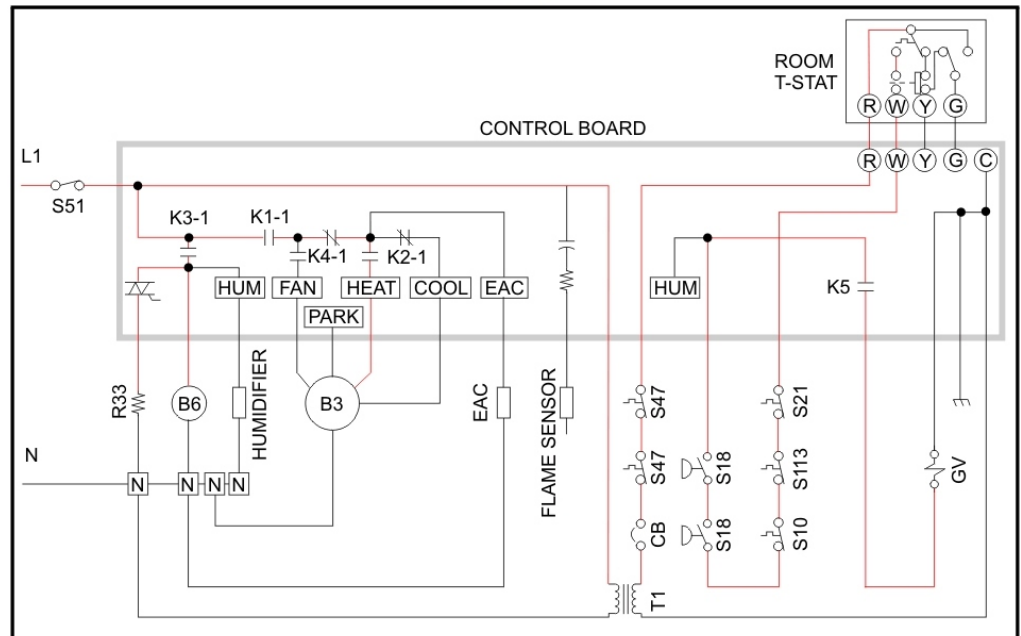
Seaside Computing



Learn about the combustion process and how to diagnose and troubleshoot fuel side, air side and electrical side problems. Gas Fitter Basics illustrates the combustion process and related topics with straight forward explanations and graphics. It's intent is to make it easy to understand important concepts and terminology. Gas Fitter Basics is an introduction to the Gas Fitting Trade and focuses on creating a solid foundation which can be built upon readily. Learning a trade is a never ending process and well understood fundamentals make learning more advanced concepts much easier.

This interactive CD-ROM is a preparation for anyone interested in entering the gas fitting trade and is an introduction to some of the immediate problems one will face in the field. Learn the basics and then develop troubleshooting skills with the 100 interactive troubleshooting boards with built in faults.

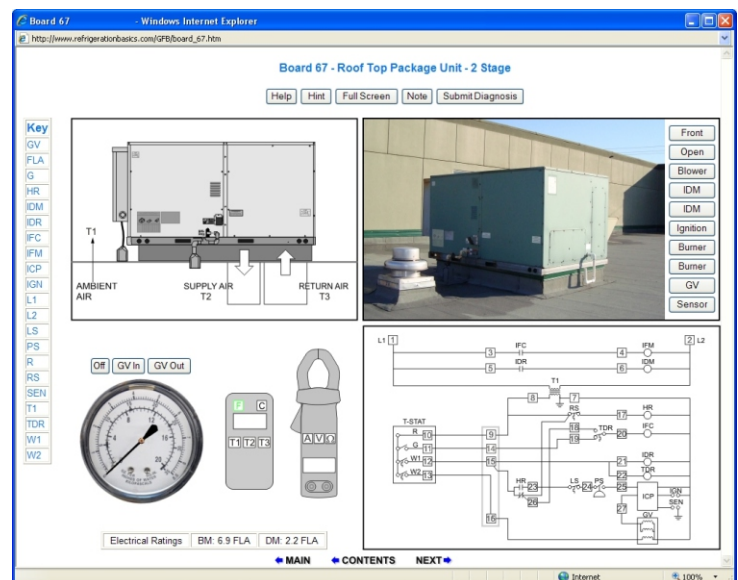
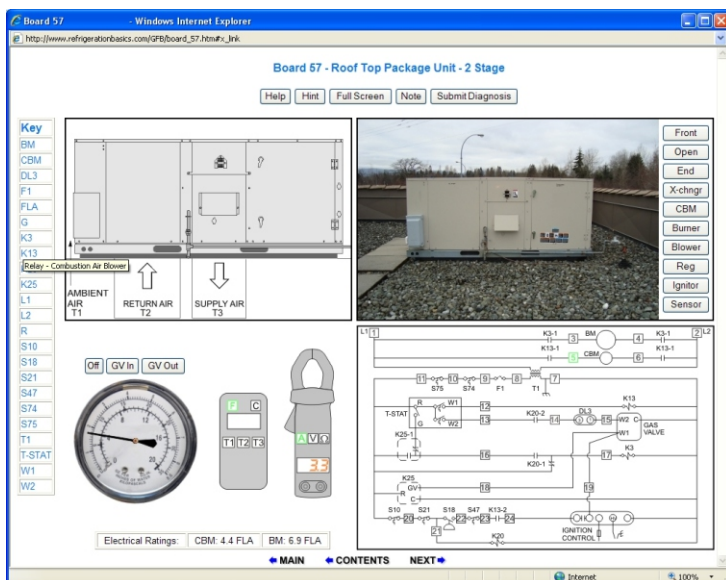
Sequence of Operation



1 2 3 4 5 6 7 8 9 10

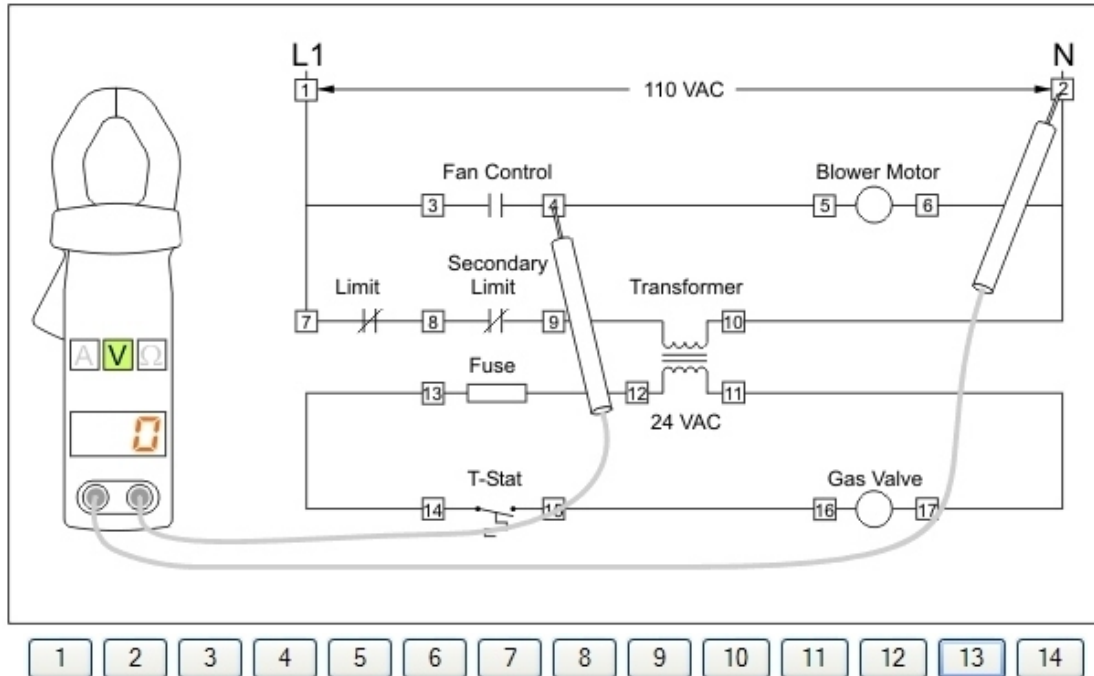
100 Troubleshooting Boards

The troubleshooting boards have an array of command buttons below the unit photograph which toggles the graphic to views of individual control components shown on the schematic. The acronym names of these components can be expanded by hovering the mouse over their entry in the Key List. Alternatively, if the Key button is clicked, a new window opens listing all of the component definitions in alphabetical order. The troubleshooting board help screen is available at the click of a button from every board. The user may open as many windows simultaneously as he or she wishes. (Help, Key List, Submit Diagnosis)

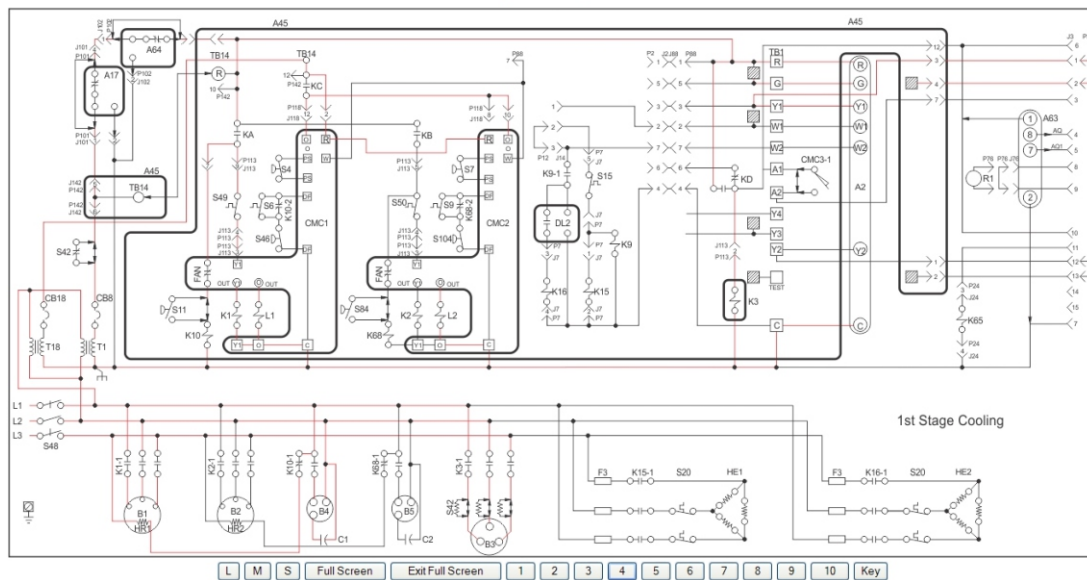


Features

Interactive Graphics Sequential, overlaid graphics are used to clearly illustrate the topic at hand. Buttons allow interactive back and forth control for logical comparisons.



Sequence of Operation



Actively Linked Index The Contents section is presented in a logical learning progression. There is also a linked Index to quickly locate topics. The links take you instantly to the exact spot on the page that covers the topic.




Review Questions Each section has a review test which automatically marks itself, displays the results in a percentage and marks each answer as correct or incorrect with the following symbols: ✔ ✘

Interactive Troubleshooting After being presented with the basics, learn to troubleshoot on the interactive boards with built in faults using simulated Amp/Volt/Ohm meters and a gas pressure gauge.

Exam marks itself 100 question, multiple choice exam fully tests participants grasp of the material. Submit button displays participant's mark in percentage and marks each answer as correct or incorrect with the following symbols: ✔ ✘

Photo Gallery 100's of photos used throughout GFB are accessible in the organized Photo Gallery.

Portability Created in HTML using CSS & JavaScript for the interactivity. Usable in any operating system in any browser.



Exclusive Distributor for Singapore, Malaysia & Indonesia:
 Advance Software Solutions Centre Pte Ltd (ASSC)
 111 North Bridge Road, #27 -01/02 Peninsula Plaza,
 Singapore 179098.
 Tel: +65 6254 4326 Fax: +65 6254 4066
 Email: info@assc-asia.com www.assc-asia.com